

TOP10DATA

Automated Focused Data Intelligence

Market Opportunities

- Big Data and Business Intelligence Software Market. A **\$50 Billion** opportunity by 2020
- Internet of Things Market - In 5 years over 50 Billion devices connected, a \$6 Trillion economy. A **\$40 Billion** opportunity by 2020 in IOT analytics and security software



Example TOP10DATA Vertical Use Cases

Business Data analytics

- top operational data issues

ERP Systems

- top ERP data issues

IOT Security Market

- top iot security data issues

Patient Diagnostics

- top patient matching cases

Oil and gas industry

- top operational data issues

Finance and Banking

- top regulatory impacting issues

Factory Automation

- top machine operational issues

Transportation

- top operational data issues

Utilities

- top environmental data issues

Government

- top budget impacting issues

TOP10DATA Solutions

- Enterprise-wide Role Specific TOP10DATA Customized Dashboards - Integrated with ERP
- TOP10DATA Flag and Solve Solutions implemented for fast streaming data environments, such as Factory Automation, IOT Security, Financial Services, Audits etc.
- TOP10DATA Search and Treat Solutions leveraging IBM Watson for Healthcare patient diagnostics.

Enterprise wide Role Specific TOP10DATA Dashboards

Customized for
your Organization

CEO

- TOP10 Earnings and Revenue Impacting

VP Sales

- TOP10 Revenue and Performance Impacting

CFO

- TOP10 Financials and Growth Impacting

VP Product Marketing

- TOP10 Product and Campaign Impacting

VP Engineering

- TOP10 Schedules, Resources Impacting

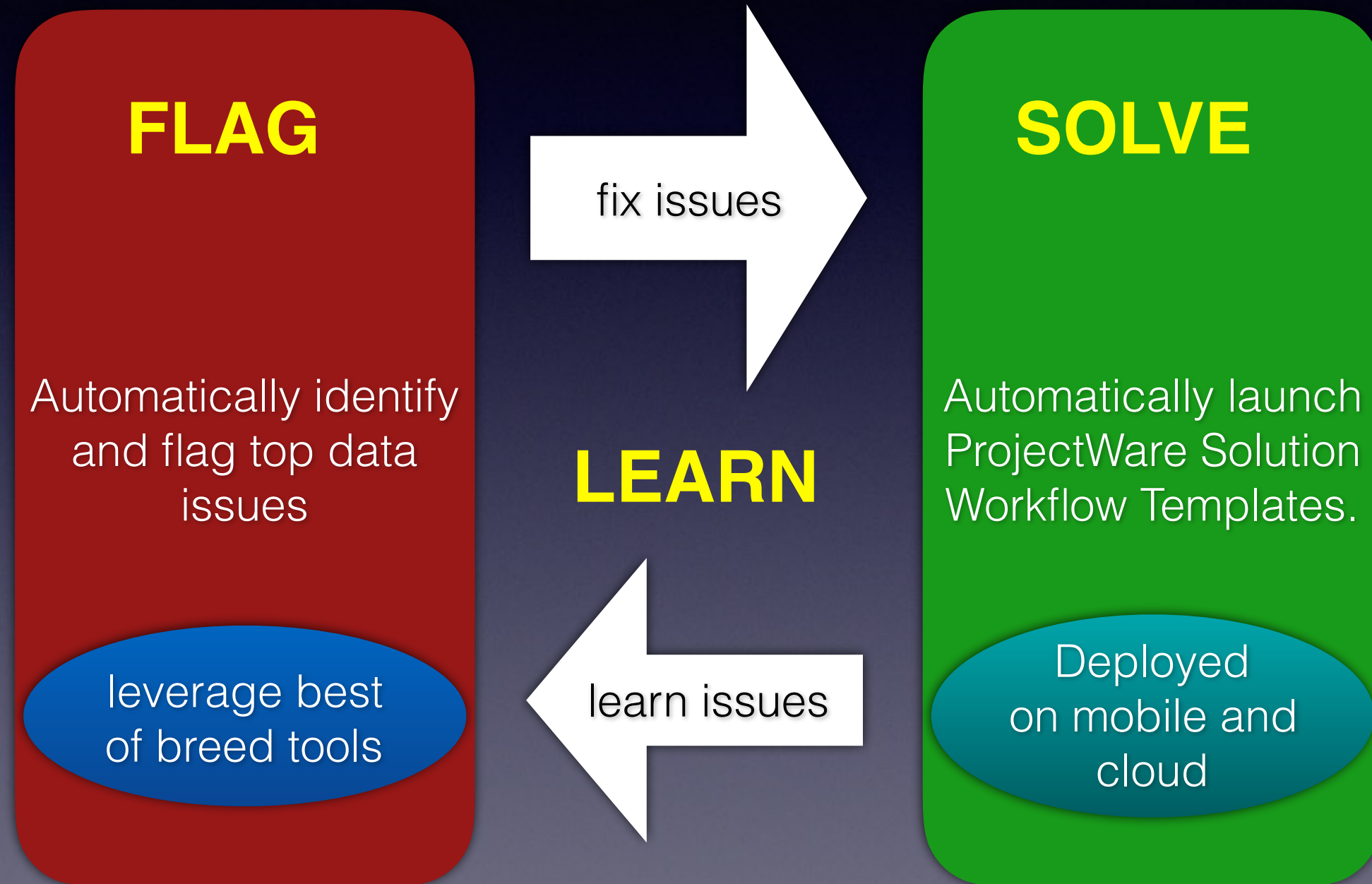
Operational Managers

- TOP10 Operational Data issues

IOT Security Remediation Automation

- Customizable and automatically launched remediation templates for investigating and correcting detected IOT security abnormalities.

TOP10DATA Solution for Automated Fast Streaming Data Environments



IOT Security Example

TOP10DATA Flag and Solve Process



Manufacturing Example

Flag TOP10DATA Issues

Manufacturing Shop Floor Data Example

- Production quantities data
- Maintenance downtime data
- Personnel turnover data
- Inventory level and orders data
- Product quality report levels data

PROPRIETARY ALGORITHM

Flag issues,
outliers

Learn
data patterns,
data priorities,
interdependencies

Vertical focused

TOP10DATA Analysis

Business Data

Production delays
Maintenance Issues
Personnel Turnover
Cost Issues
Quality Trend

IOT Network Data

Denial of Service
Checksums
Server uptime
Attacks detected

Security Data

10%
Downtime in
Machine X

20% Rise in
DOS Attacks

Gas Pipelines Example

Gas Pipeline Compressors Maintenance Problem Reports

- Service data
- Maintenance downtime data
- Engineering resources data
- Performance data
- Cost data



IOT driven

Security Data

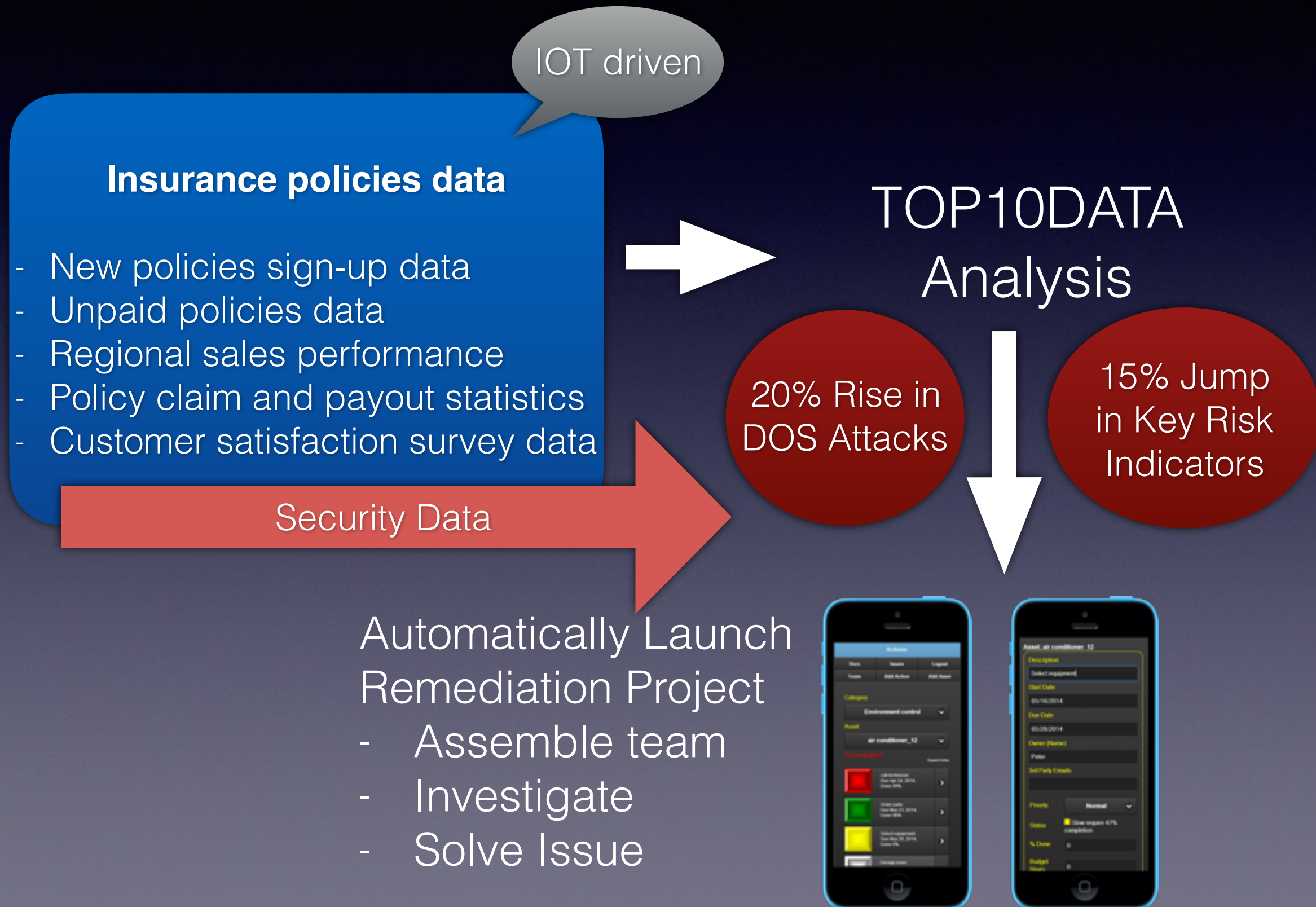
TOP10DATA Analysis
Launch Remediation Project Automatically

TOP10DATA
flags abnormal
maintenance issues
with pipeline z1
Type

20% Rise in
DOS Attacks

Schedule Status		
AUTO - Launch pipeline maintenance investigation project		
Action updated		
Summary	Map Template	
Add Action	Sort by :	
Open Action Detail		Expand Level
	Identify scope of problem Due Apr 18, 2016, Status 0% late	>
	Identify team members Due Apr 21, 2016, Status 20% slow	>
	Obtain downtime reports Due Apr 21, 2016, Status 0% okay	>
	Conduct field study Due Apr 24, 2016, Status 0% pending	>
	Obtain vendor assessment Due Apr 28, 2016, Status 0% pending	>
	Assess key failure factors	

Insurance Example



Railways Example

IOT driven

Railway freight handling data

- Volume of freight handled
- Damaged freight data
- Freight pricing data
- Late delivery statistics
- Customer satisfaction survey data

TOP10DATA Analysis

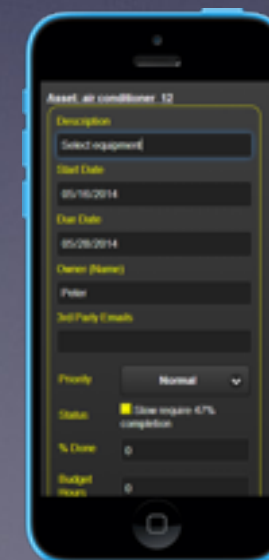
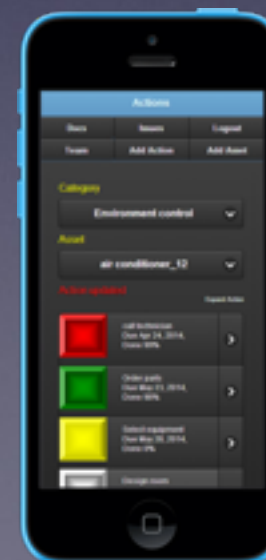
35% Rise
in abnormal
traffic

10% fall in
customer
satisfaction
index

Security Data

Automatically Launch
Remediation Project

- Assemble team
- Investigate
- Solve Issue



Casino Example

IOT driven

Gaming casino data

- Casino revenue by region data
- Payout ratio data
- Operational cost data
- Room occupation data
- customer satisfaction survey data

TOP10DATA Analysis

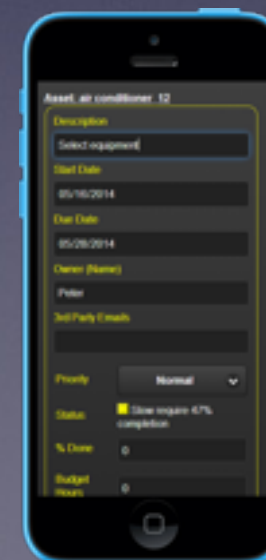
20% Rise in
DOS Attacks

5% Fall in
Revenues in
South West
Region

Security Data

Automatically Launch
Remediation Project

- Assemble team
- Investigate
- Solve Issue



Post Office Example

IOT driven

Post office data

- Mail handled volumes
- Mishandled mail reports
- Operational cost data
- Personnel turnover data
- Customer satisfaction survey data

TOP10DATA Analysis

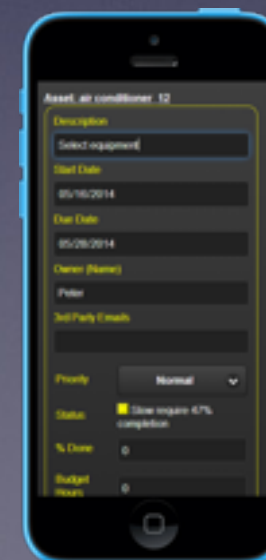
10% Rise in
Network
penetration
attacks

8% rise in
break-down of mail
sorting equipment

Security Data

Automatically Launch
Remediation Project

- Assemble team
- Investigate
- Solve Issue



IOT Security Compliance Automation

- Maps regulatory steps and processes to ProjectWare templates. Integrate team members, documents and tasks.

European data protection laws: Risk of €100m fines for breaches

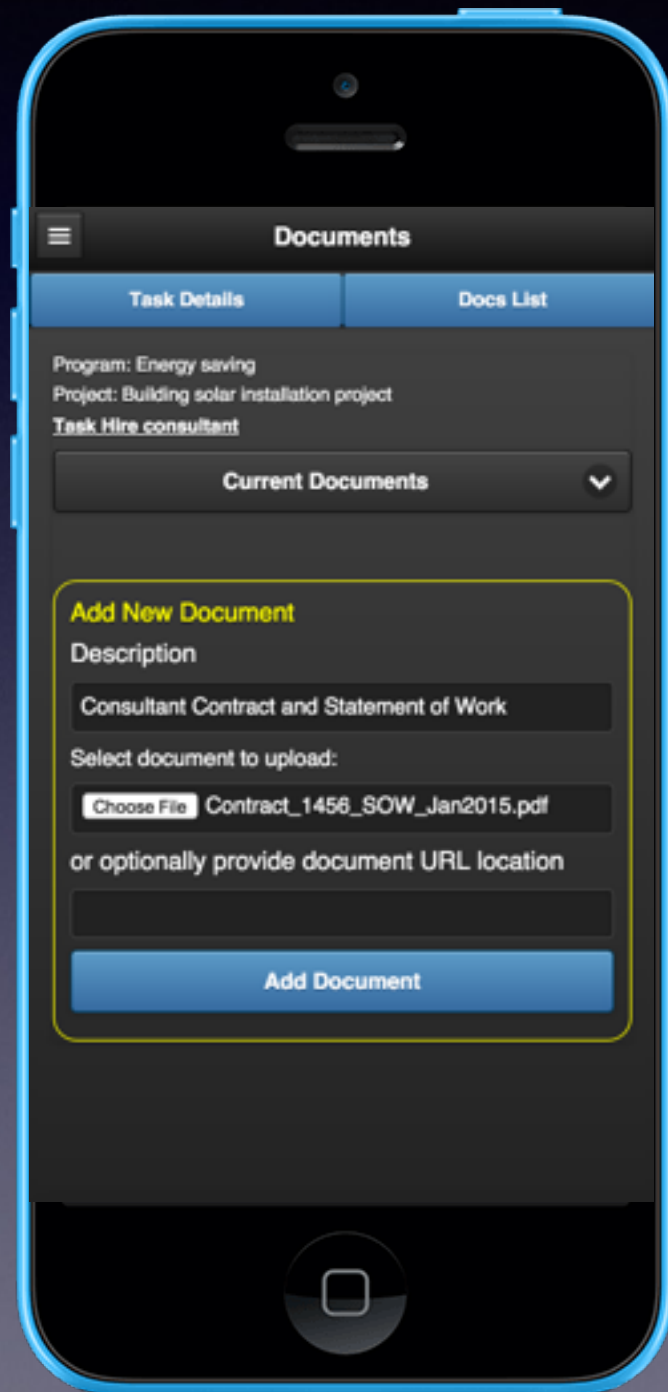
U.S HIPAA data breach violations:

(a) Up to \$1.5 Million penalty

(b) Potential jail sentence 1 to 10 years

- **Broadly applicable laws and regulations** Includes: Sarbanes-Oxley Act (SOX); Payment Card Industry Data Security Standard (PCI DSS); Gramm-Leach-Bliley Act (GLB) Act; Electronic Fund Transfer Act, Regulation E (EFTA); Customs-Trade Partnership Against Terrorism (C-TPAT); Free and Secure Trade Program (FAST); Children's Online Privacy Protection Act (COPPA); Fair and Accurate Credit Transaction Act (FACTA), including Red Flags Rule; Federal Rules of Civil Procedure (FRCP)
- **Industry-specific guidelines and requirements** Includes: Federal Information Security Management Act (FISMA); North American Electric Reliability Corp. (NERC) standards; Title 21 of the Code of Federal Regulations (21 CFR Part 11) Electronic Records; Health Insurance Portability and Accountability Act (HIPAA); The Health Information Technology for Economic and Clinical Health Act (HITECH); Patient Safety and Quality Improvement Act (PSQIA, Patient Safety Rule); H.R. 2868: The Chemical Facility Anti-Terrorism Standards Regulation
- **Key state laws** Includes: Massachusetts 201 CMR 17 (aka Mass Data Protection Law); Nevada Personal Information Data Privacy Encryption Law NRS 603A
- **International laws** Includes: Personal Information Protection and Electronic Documents Act (PIPED Act, or PIPEDA)—Canada; Law on the Protection of Personal Data Held by Private Parties—Mexico; European Union Data Protection Directive; Safe Harbor Act

1) Compile security regulatory requirements and required actions

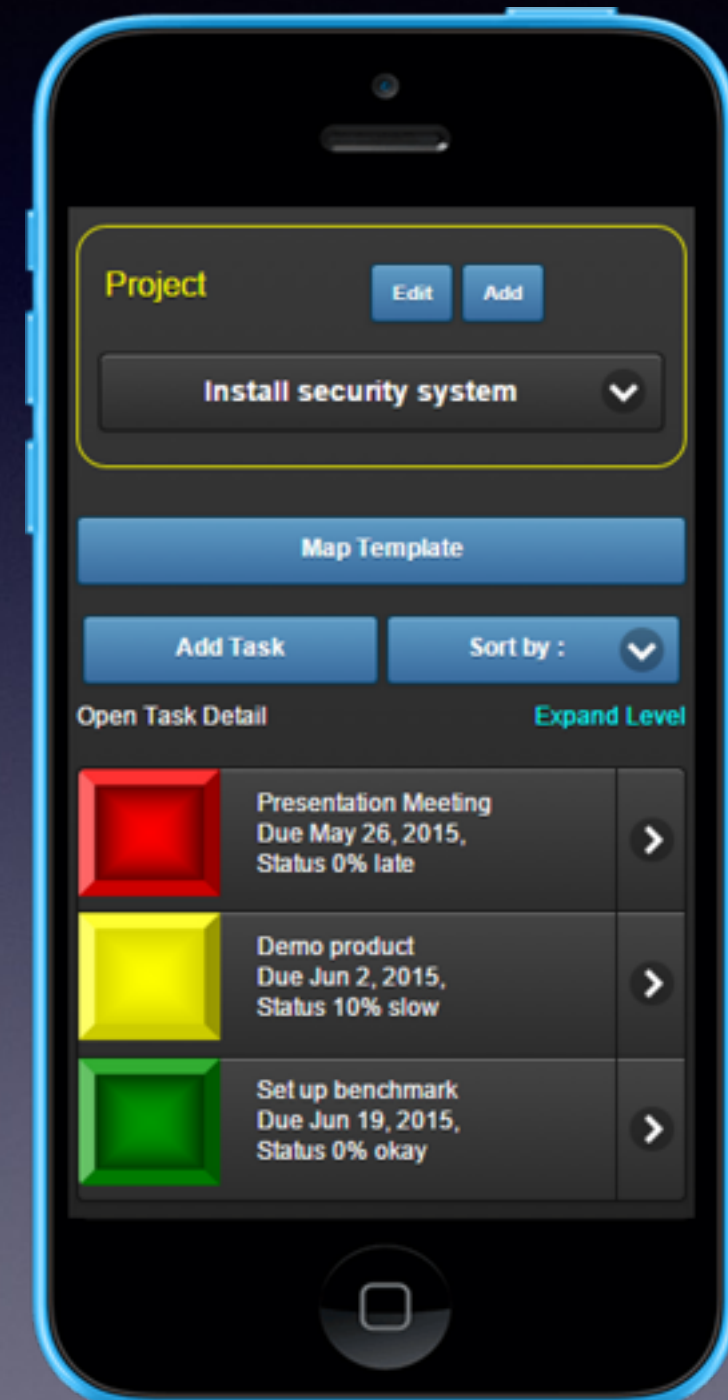


Cloud Infrastructure Built for HIPAA Compliance

Achieving security and compliance comes more readily with an infrastructure as a service takes a vested interest in your businesses. Positive security outcomes are more likely can see clear delineation between the roles and responsibilities of the other. Roles and matrices are an important part of your relationship with FireHost. Components of every data center to the application are protected by FireHost's Intelligent Security Model™.

Scope of Compliance: Achieve compliance faster and more cost efficiently

	FireHost	Shared
✓ Physical Security (data center, infrastructure)	✓	
✓ Perimeter Security (IP reputation filtering, DDoS mitigation)	✓	
✓ Application Security (WAF, OS, webserver, database patching)	✓	
✓ Network Security (IDS, hypervisor firewall, vuln mgmt, SSL certs)	✓	
✓ Server Security (hardened OS, patching, AV, Log mgmt)	✓	
✓ Administrative Security (secure access, two-factor authentication)	✓	
✓ Data Backup (nightly volume based, kept for 14 days)	✓	
✓ Secure Data Deletion (secure deletion upon service termination)	✓	
✓ Security Audits (PCI, HITRUST, SSAE 16, ISO 27001)	✓	
✓ Access Control (logical access control to servers)		✓
✓ Maintain Policies (security policies and procedures)		✓
✓ Change Control (firewall changes, OS patching)		✓
✓ Incident Response (for customer servers)		✓
✓ Risk Assessment (annual risk assessment)		✓
✓ Data Management (DBA duties, encryption, backup beyond FH default)		✓
✓ Application Management (customer specific applications)		

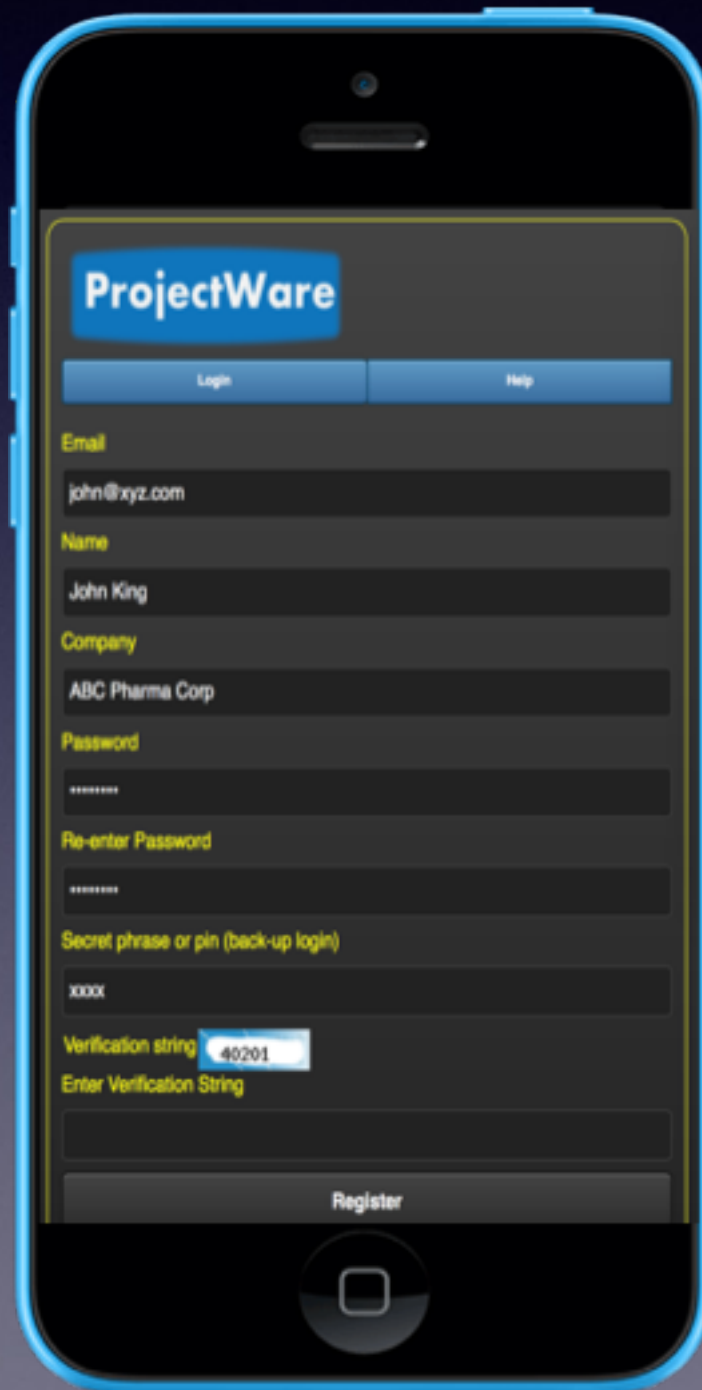


Map regulatory commitments to projects and actions

2) Deploy regulatory process templates



3) Build Team of project resources internal and external



ProjectWare

Login Help

Email
john@xyz.com

Name
John King

Company
ABC Pharma Corp

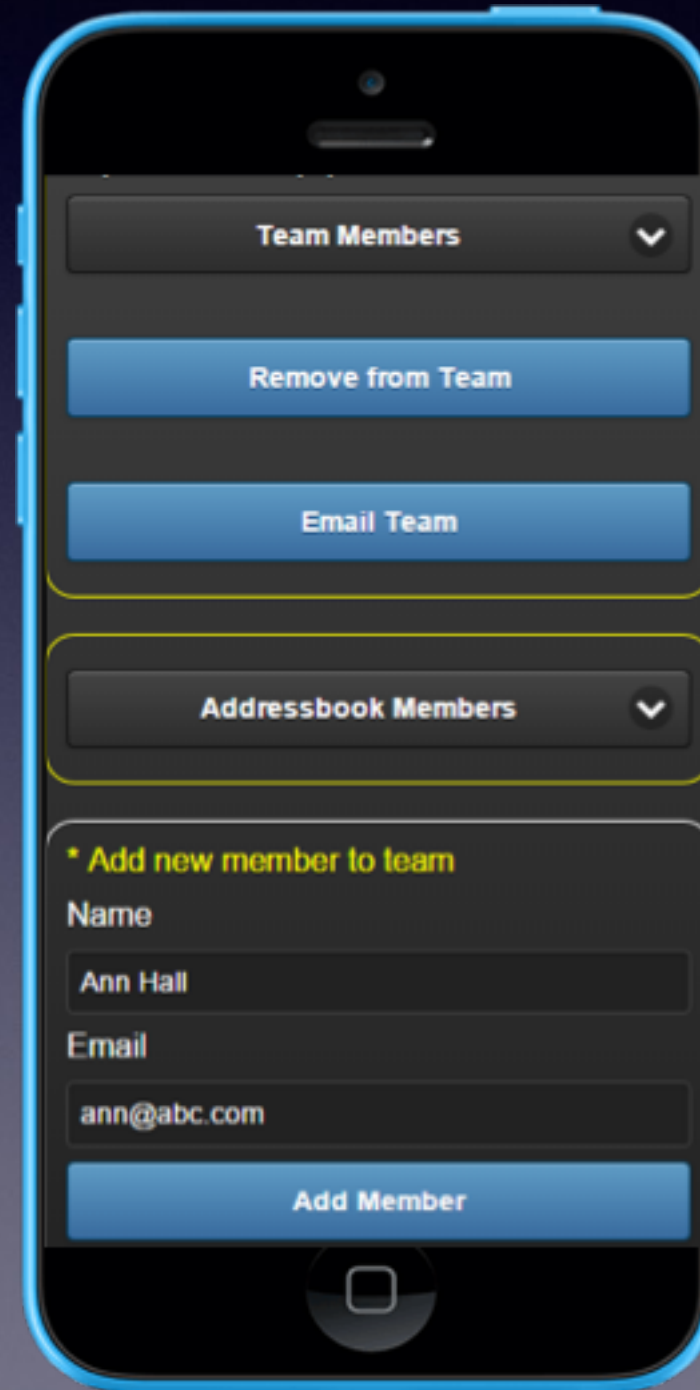
Password

Re-enter Password

Secret phrase or pin (back-up login)
xxxx

Verification string 40201
Enter Verification String

Register



Team Members

Remove from Team

Email Team

Addressbook Members

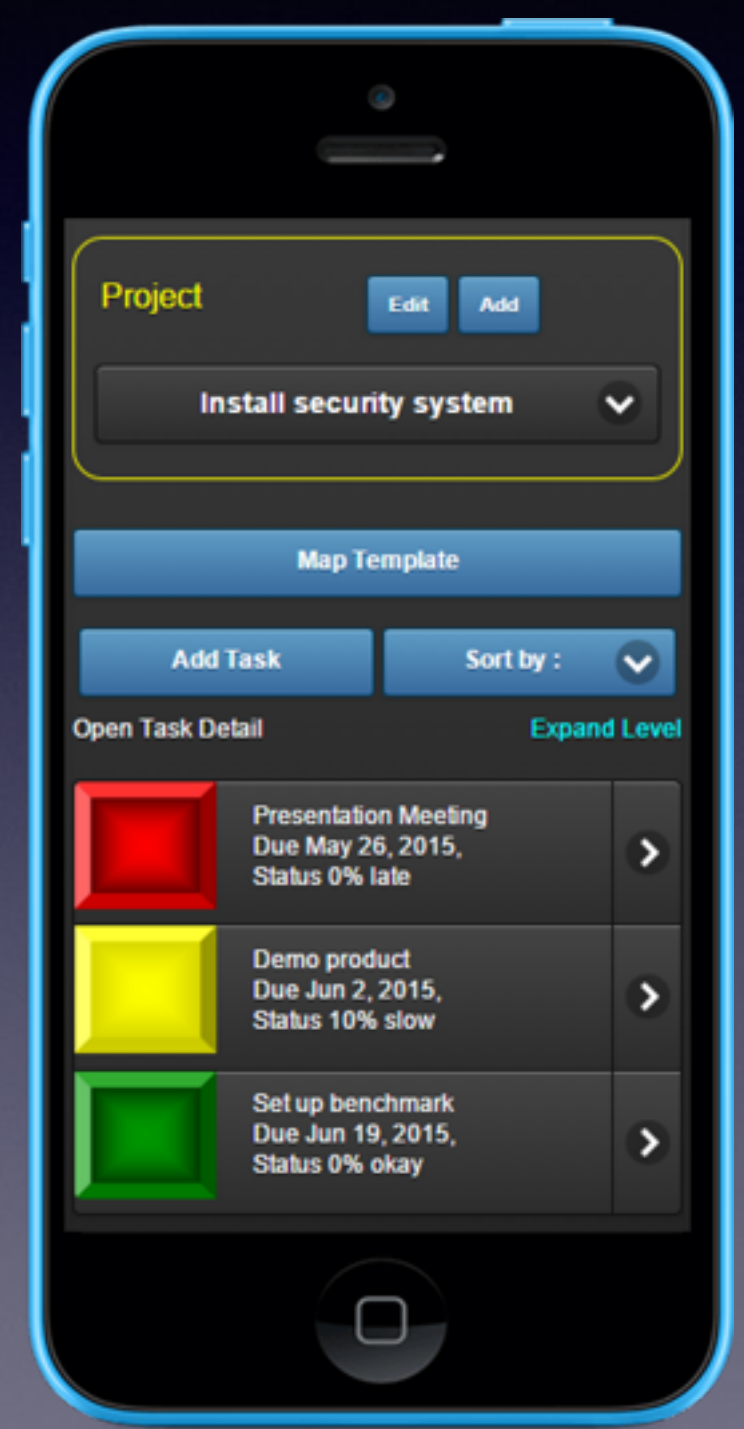
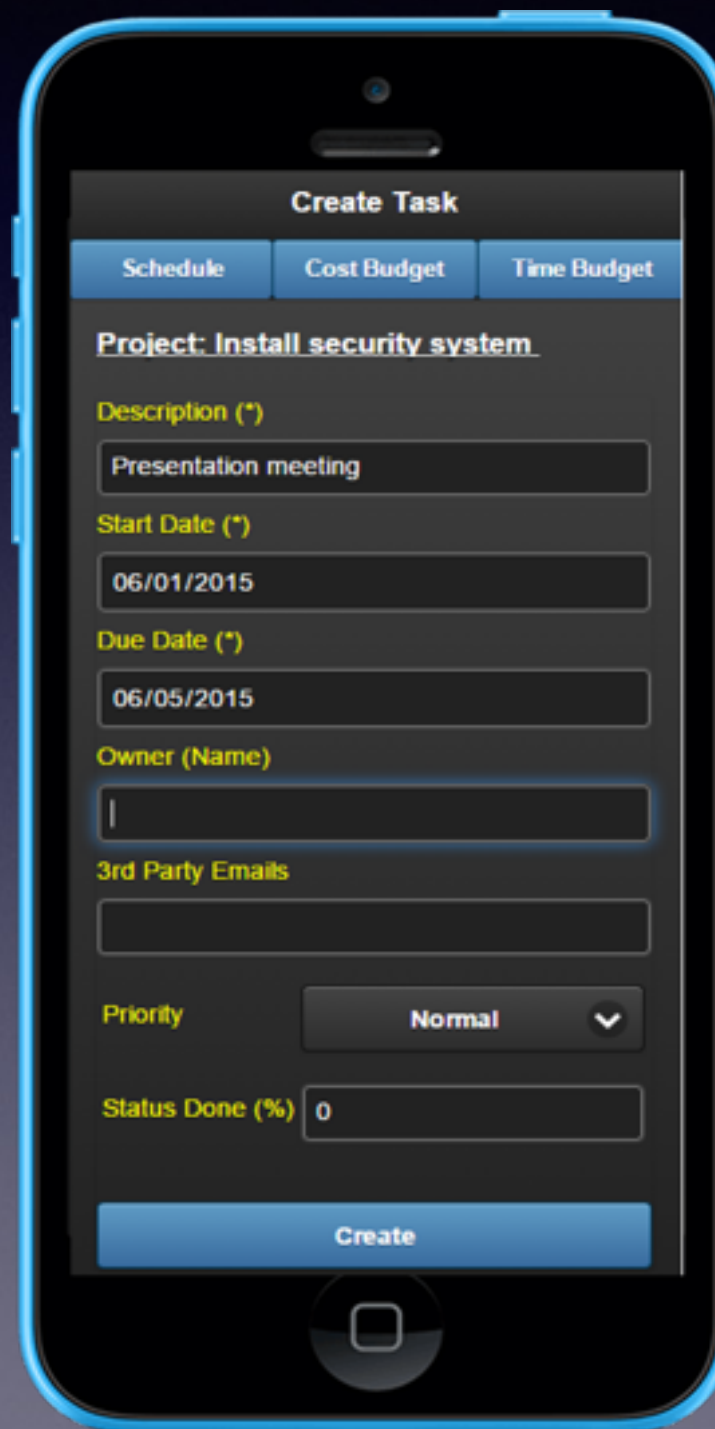
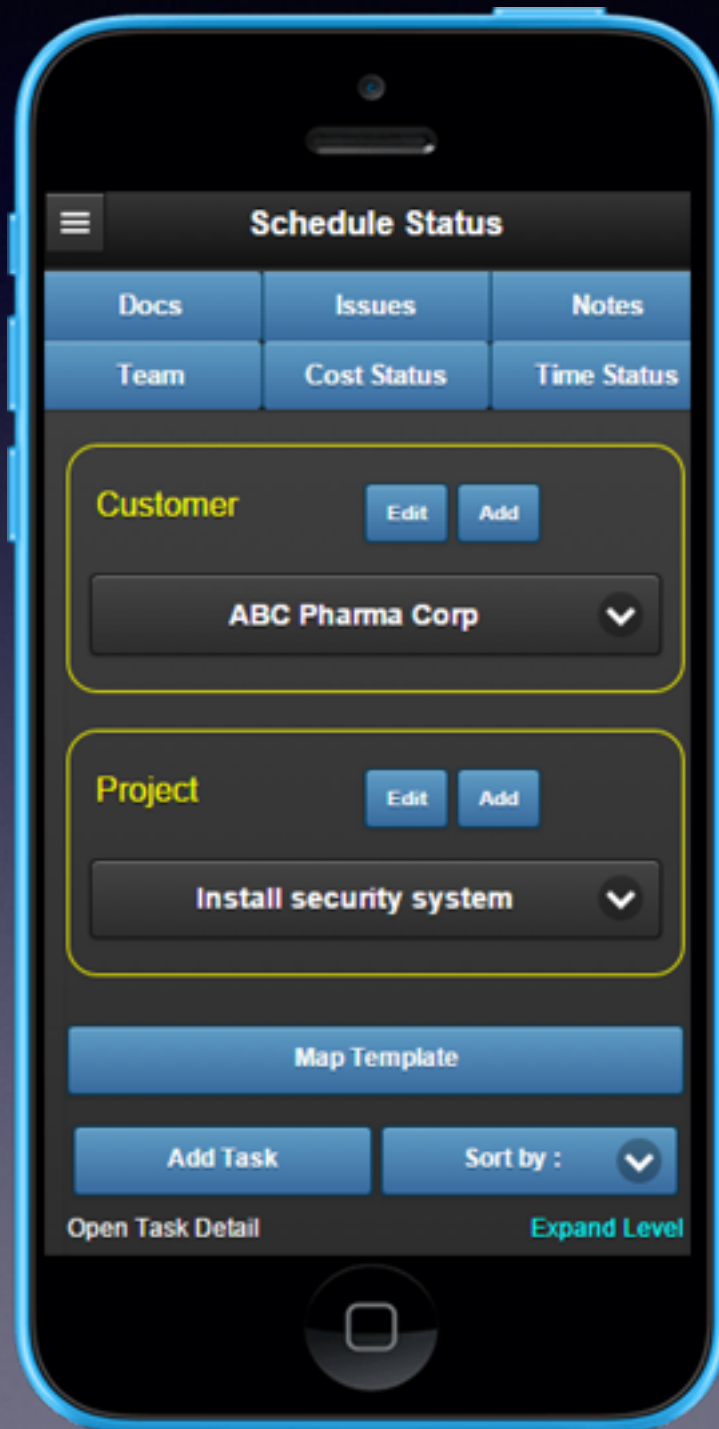
* Add new member to team

Name
Ann Hall

Email
ann@abc.com

Add Member

4) Add projects, contractual actions, task assignments, schedules



5) Manage project documents, notes, track and resolve issues

©2016 TOP10DATA



6) Track work completion status, track cost and time budgets

The image displays three mobile application screens, each with a blue border, representing different modules of a project management tool.

Left Screen: Costs

- Header: Costs
- Navigation: Projects, Docs, Issues
- Task: [Order parts](#)
- Action: Review past Costs
- Section: * Add Item Costs
- Form fields:
 - Item: Part 56 install
 - Costs Amount: \$450
 - Date: 2014-05-22
- Button: Add Costs

Middle Screen: Hours

- Header: Hours
- Navigation: Assets, Docs, Issues
- Action: [Order parts](#)
- Action: Review past Hours
- Section: * Add New Item and Hours
- Form fields:
 - Item: Install time
 - Hours spent: 3
 - Date: 2014-05-22
- Button: Add Hours

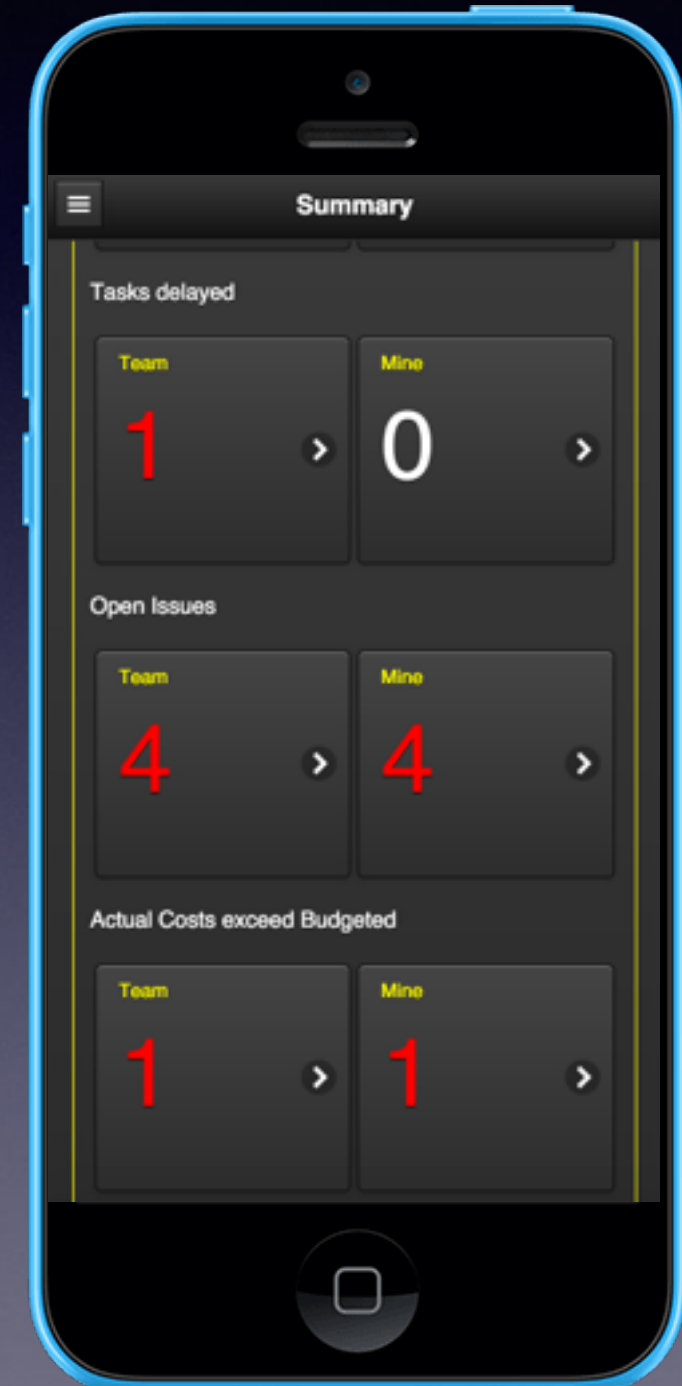
Right Screen: Asset: air conditioner_12

- Header: Asset: air conditioner_12
- Form fields:
 - Description: Select equipment
 - Start Date: 05/16/2014
 - Due Date: 05/28/2014
 - Owner (Name): Peter
 - 3rd Party Emails: (empty field)
 - Priority: Normal
 - Status: ☒ Slow require 47% completion
 - % Done: 0
 - Budget Hours: 0

7) Deploy best practice project templates, manage task dependencies



8) Track status summary dashboards, calendars and charts



Data Security Automation Process

Setup Team
Identify
Owners

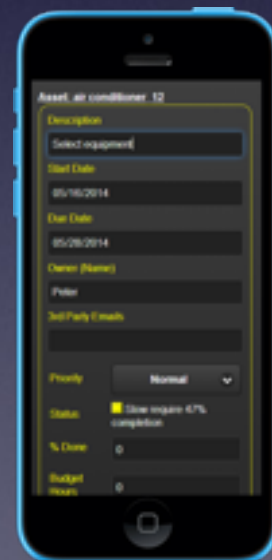
Communicate
project plan

Track work
progress

Resolve
issues

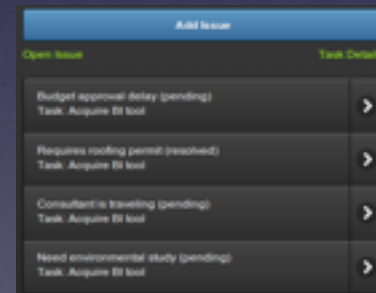
Manage
documents

Centralize
Key
Contracts



Status Dashboard with
color coded action buttons

- On track
- Late
- Slow or has issues
- Completed
- Not started yet



TOP10DATA

Automated Focused Data Intelligence

Contact

phone(408) 940-5003

info1@top10data.com

www.top10data.com

twitter.com/top10data